

**FBI**★**ISD**  
INSPIRE • EQUIP • IMAGINE

COMMITTED TO  
**E**★**cellence**

**Realtor Breakfast**  
May 03, 2022





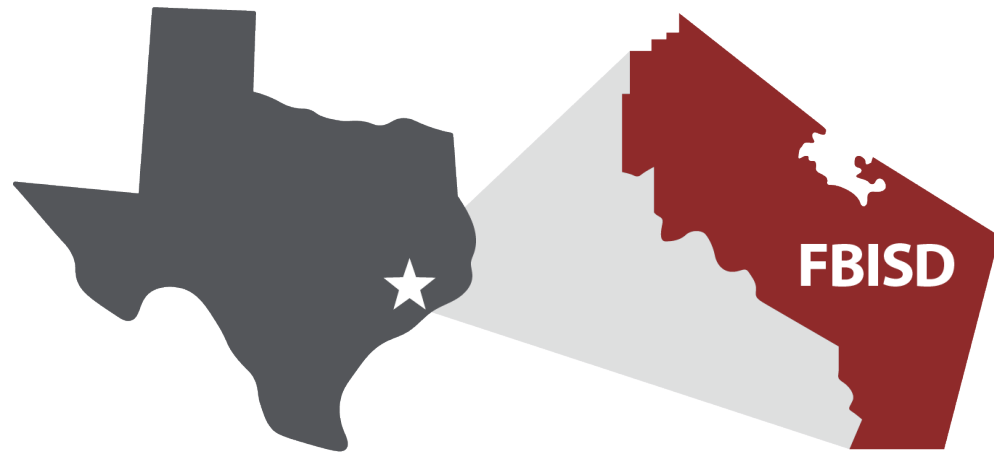


Choose  
**Success**  
CHOOSE FORT BEND ISD





# Leading Texas' 8<sup>th</sup> Largest District



**IN 2022**  
MORE THAN  
**78,000**  
STUDENTS

**IN 2022**  
**13,000**  
STAFF


FBISD COVERS **170** SQUARE MILES. **LARGEST** EMPLOYER IN FORT BEND COUNTY.





# Good News Around "The Bend"





**Good News Around  
“The Bend”**

---





# Good News Around “The Bend”

Academic  
Achievement

Choose  
**Success**  
**CHOOSE FORT BEND ISD**





# Academic Achievement

FBISD Students:

- Have a graduation rate of 94%
- Are recognized as Presidential Scholars National Merit Scholars
- Outperform their peers across the state in PSAT, SAT, and ACT
- Attend college at higher rates and perform better than students from charter schools

Class of **2021** earned a total of **\$198,566,358.83** in scholarships  
Class of **2022** has earned **\$70 million** dollars and counting

# Early Childhood

- Early Literacy
- Pre-Kindergarten

**FBISD Pre-K Students Develop Reading, Math and Language Skills Faster than their age mates.**

- 91% Of FBISD Pre-K Students Are Prepared for Kindergarten-Level Math
- 84% Of FBISD Pre-K Students Excel in Early Literacy
- 100% of FBISD Lead Pre-K Teachers are Certified, Two Educators Per Classroom





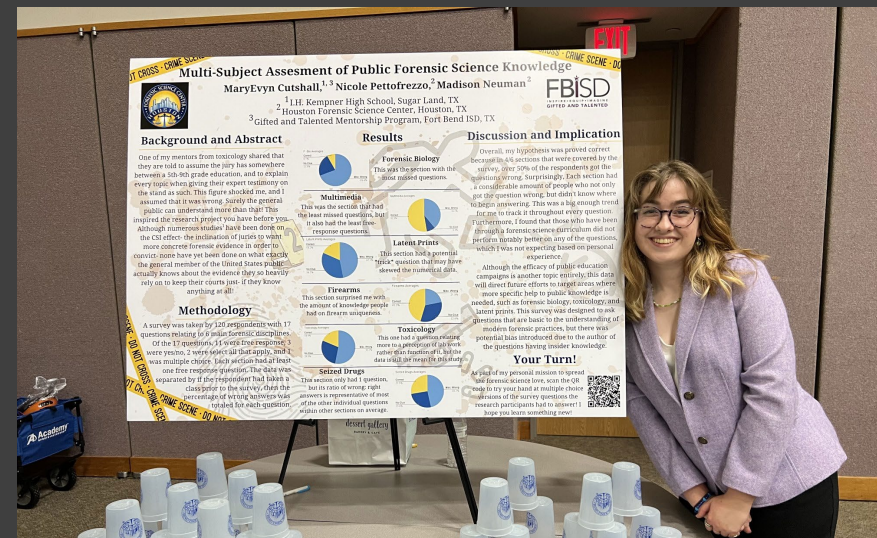
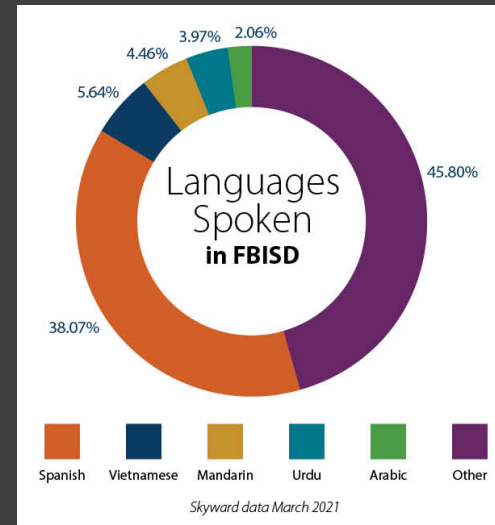


# Innovative Programming

- High School Academies
- Early College High School
- Pathways in Technology [P-TECH]
- Career & Technical Education [CTE]

# Special Populations

- Gifted and Talented
  - 560-575 students in grades 6-8
- Multilingual
  - One-way dual language programming at 12 elementary campuses
  - 7 languages at the high school level
- Special Education
  - Early Intervention Academy (Ages 3-5)
  - Transition Program (Ages 18-21)







# Special Programs


- Fine Arts
  - 245 Campus Based Fine Arts Programs
- Athletics
  - Over 18 Organized Sports



Community  
of Learners

Choose  
**Success**  
**CHOOSE FORT BEND ISD**





## Student Leadership Opportunities

- Student Leadership 101 & 102
- Student VOICES
- UIL Academics, AVID, Robotics, Science & History Fair

## Whole Child Health Resources

---

- Student Mental Health Counselors
- Grief Counseling
- Parent Webinars
- Health and Wellness Resource Fairs
- Virtual Visits and Webinars
- Student Wellness Coalitions





# Collaborative Communities

- Community Impact
- Exemplary Partnerships
- Student Mentoring



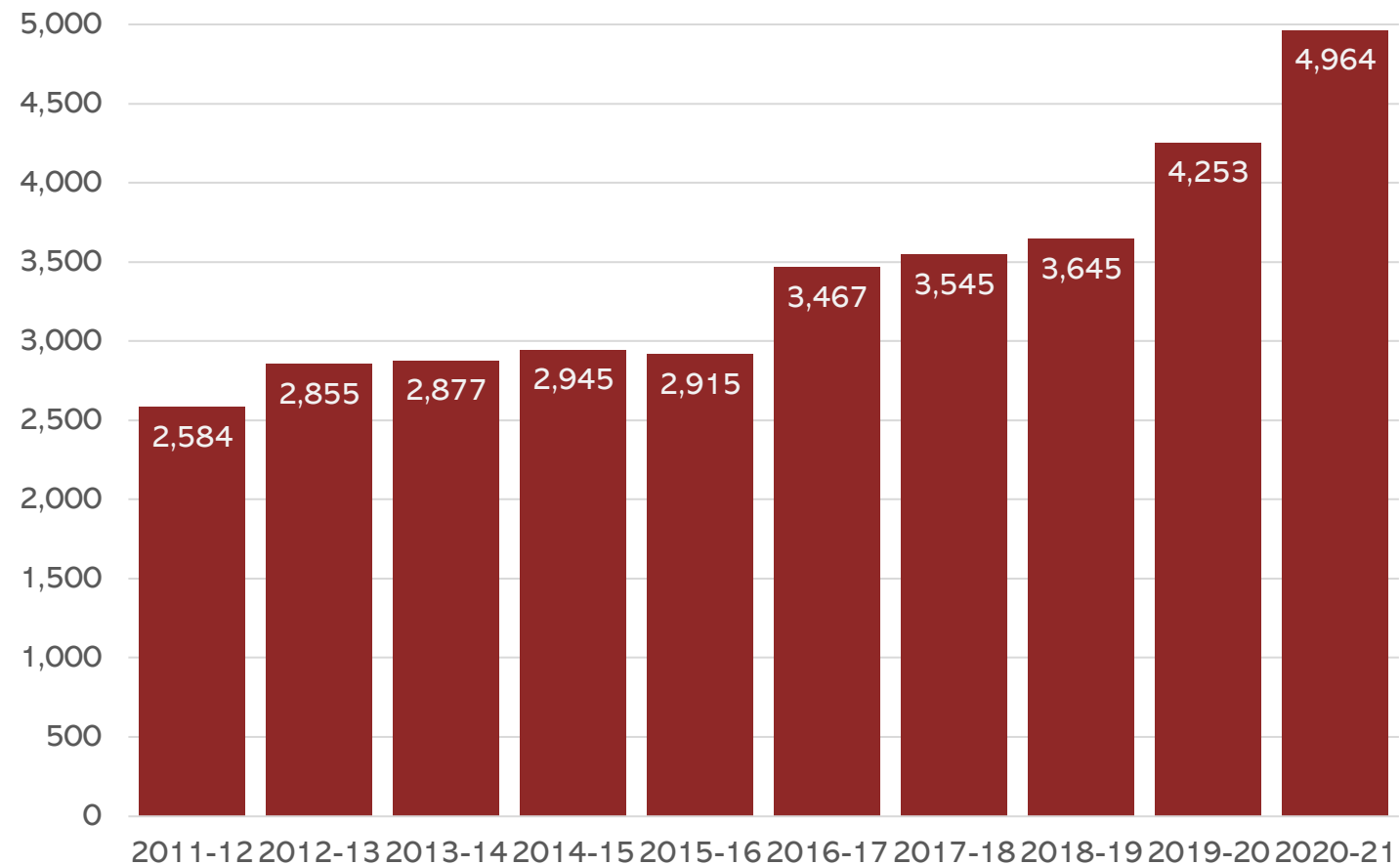
Charter  
School  
Comparison

Choose  
**Success**  
**CHOOSE FORT BEND ISD**







# Historical Charter Enrollment in FBISD

- Charters not playing on a level playing field with ISDs
- Allowed to expand by TEA with little oversight
- Charter enrollment increased 2,380 students in 10 years



4,964 students lost equates to \$44.2M lost revenue

# Per Student Expenditures

	FBISD	Harmony	KIPP	IL Texas
				
\$ 1,191 <b>MORE</b> for Student Instruction/Resources	\$5,991	\$5,887	\$4,974	\$4,800
\$ 265 <b>MORE</b> for Guidance & Counseling	\$502	\$237	\$308	\$252
\$ 213 <b>MORE</b> for Extracurricular	\$282	\$161	\$81	\$69
\$ 123 <b>MORE</b> for Health Services	\$128	\$5	\$42	\$74
\$ 1,250 <b>MORE</b> for Students with Disabilities	\$1,665	\$499	\$820	\$415
\$ 1,026 <b>LESS</b> for General Administration/Leadership	\$888	\$1,638	\$1,914	\$784



# Comparison of Teaching Staff

FBISD serves students with attributes proven to improve student achievement:

	FBISD	Harmony	KIPP	IL Texas
The <b>MOST</b> Professionally Certified Teachers	<b>96%</b>	79%	49%	40%
The <b>HIGHEST</b> average Teacher Experience	<b>10.7 Years</b>	6.4 Years	4.4 Years	4.8 Years
The <b>LOWEST</b> Teacher Turnover Rate	<b>12.8%</b>	21.9%	27.5%	22.8%
The <b>LOWEST</b> student/teacher ratio	<b>15.2</b>	16.4	19.3	16.5

# Graduates Enrolling in a 2-Year or 4-Year Texas Public College/University

Despite charters advertising as college-preparatory, a higher percentage of FBISD graduates enroll in higher-ed

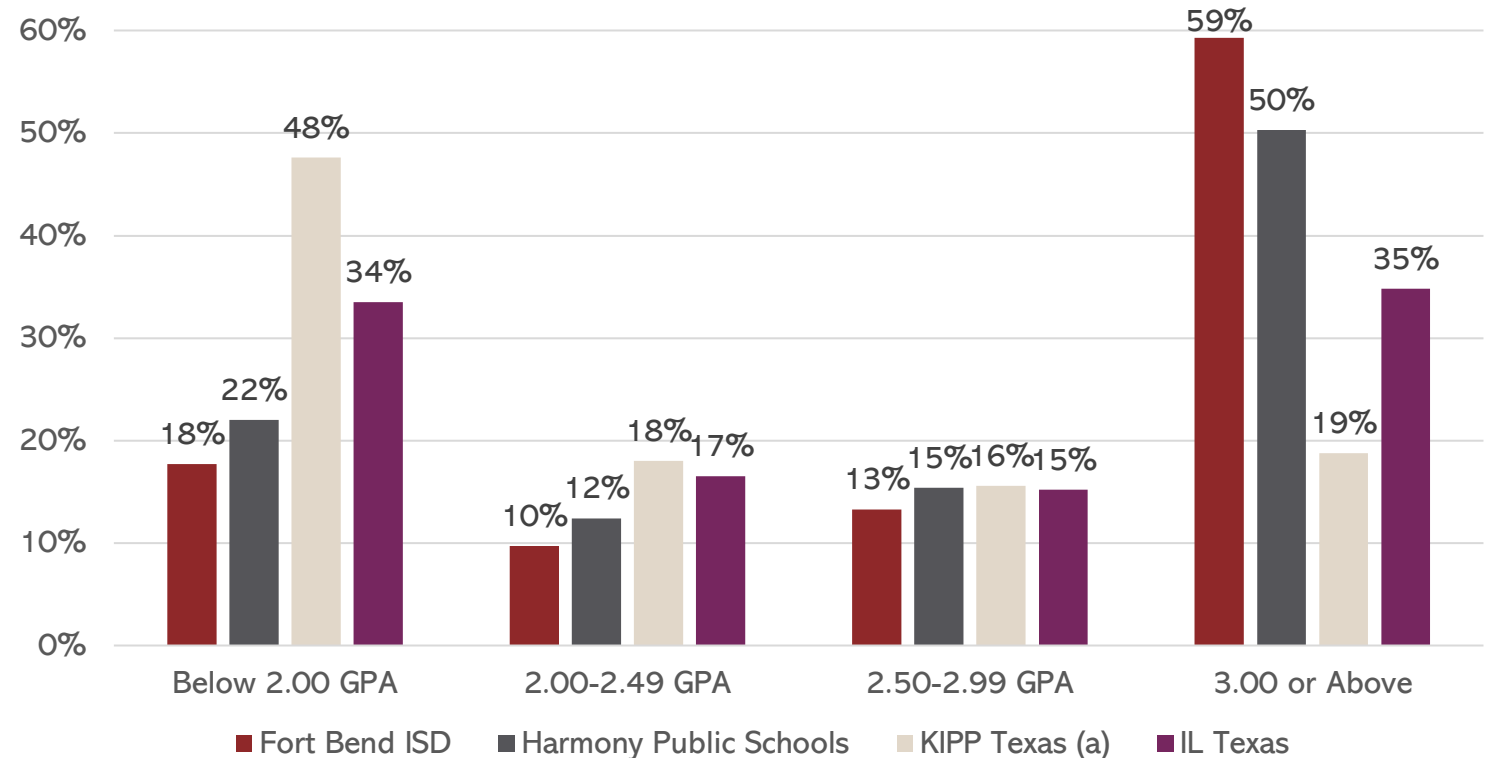
	FBISD	Harmony	KIPP (a)	IL Texas
Student Enrollment	75,797	33,975	25,154	18,261
4-Year Texas Public College/University	1,986	545	112	80
2-Year Texas Public College/University	1,645	416	113	80
Independent College/University	151	50	54	8
<b>Total College Enrollees</b>	<b>3,728</b>	1,011	279	168
<b>College Enrollees as % of Enrollment</b>	<b>5.0%</b>	3.0%	1.1%	0.9%

(a) All information is for 2018-19, except KIPP Texas; KIPP is for 2017-18.



# First Year GPAs

**FBISD graduates  
 have HIGHER  
 GPAs during first  
 year of college**



(a) All GPAs are for Class of 2019, except KIPP Texas; KIPP is for Class of 2018.

# Higher Education Outcomes

	FBISD	Harmony	KIPP	IL Texas (a)
Total Graduates ( Academic Years 2011-2013)	14,939	885	560	N/A
Graduates Immediately Enrolling in College	<b>10,739</b>	610	399	N/A
Percentage Enrolling in College	<b>71.9%</b>	68.9%	71.3%	N/A
Graduates Earning a Four-Year Degree	<b>5,382</b>	253	158	N/A
% College Enrollees Earning Four-Year Degree	<b>50.1%</b>	41.5%	39.6%	N/A

(a) International Leadership of Texas did not have any graduates in 2011-2013.



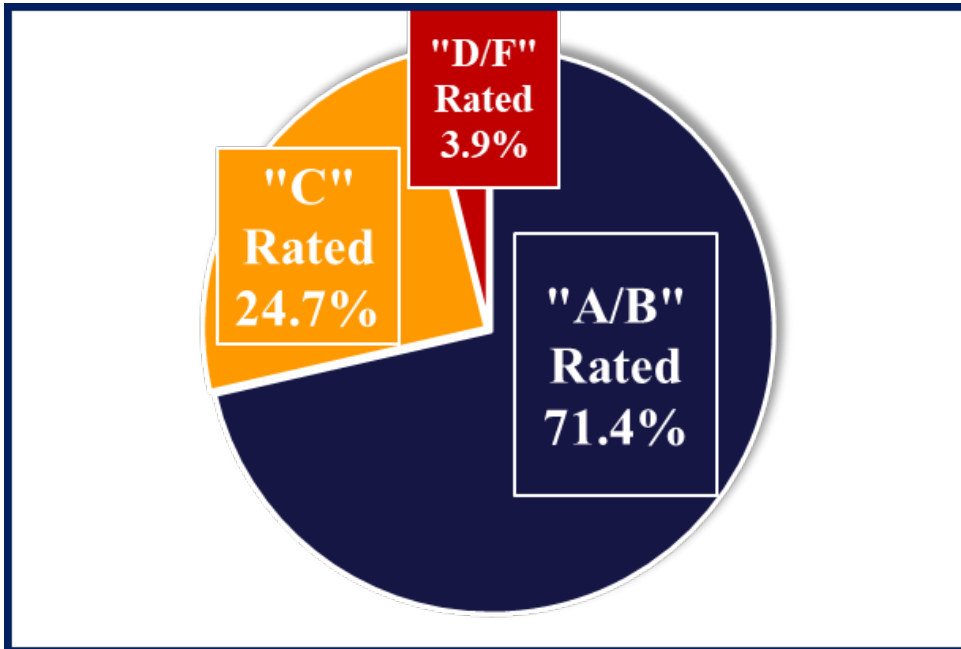
# Approved Charter Expansions

- TEA approved six charter expansions
- Estimated enrollment impact to FBISD: 2,800
- Timing of openings subject to change


Charter	Projected Enrollment	Grades	Address
Harmony School of Science - Houston	1,200	PK-12	Eldridge Rd
Harmony School of Science - Houston	400	PK-12	Grand Corner
International Leadership of Texas	300	K-5	FBC
International Leadership of Texas	150	6-8	FBC
KIPP Journey (Primary & Collegiate)	700	3-5/8-12	Adding Grades
Houston Classical Academy	50	2-6	Adding Grades
	<b>2,800</b>	--	

# Comparison of Campus Academic Ratings

**Fort Bend ISD – Campus Ratings**



**IL Texas – Campus Ratings**



Fiscal  
Responsibility

Choose  
**Success**  
**CHOOSE FORT BEND ISD**



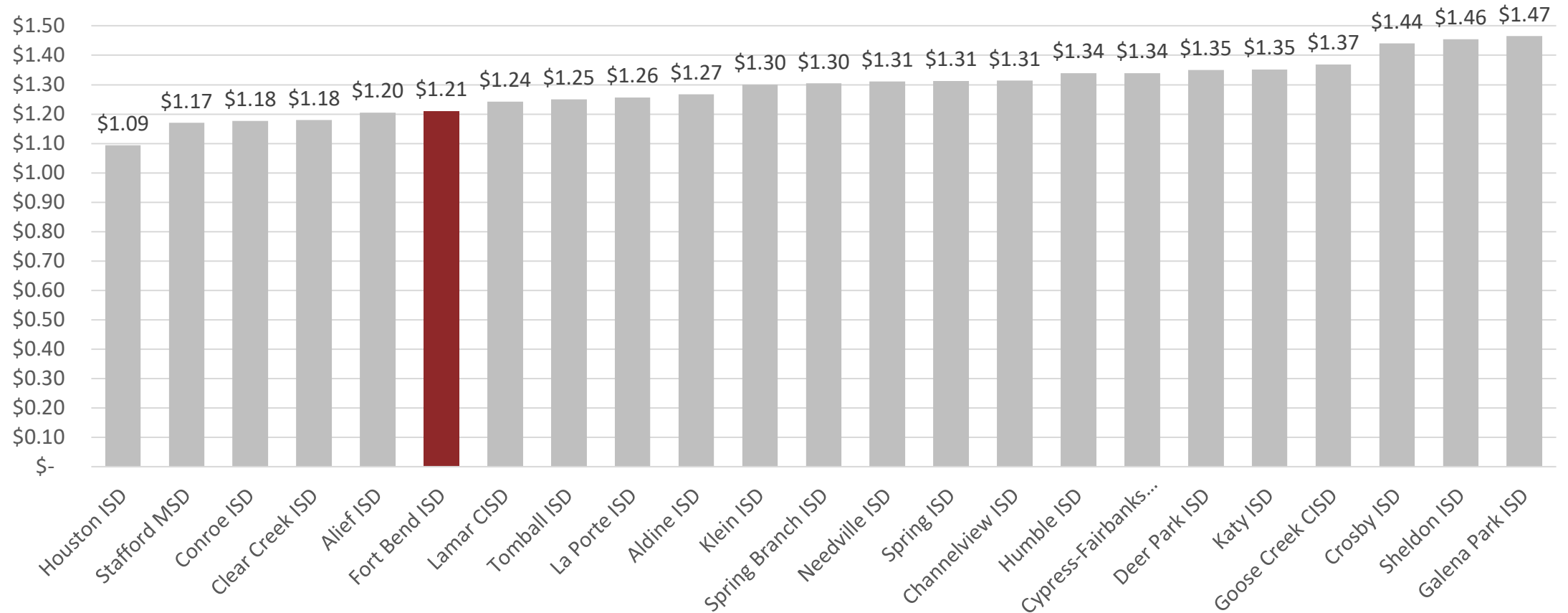
# Financial Rating

---

- AA+ rating by two national credit agencies
- AAA rating – Texas Permanent School Fund
- TEA FIRST Rating of A
- Clean “Unqualified Audit”
- Houston Procurement Forum Awards



# Local Tax Rate Comparison



# Bond Updates

- 2014 Bond - \$484M
- 2018 Bond - \$992.6M
- 2022 Bond – \$\$\$



New Facilities



Rebuilds



Façade Refreshes



Technology






## Future Planning – Facilities Master Planning

<b>New FBISD Attendance Communities</b>	<b>Anticipated Opening</b>	<b>Attendance Zoning Process</b>	<b>Funding</b>
<b>New Elementary in Sienna ES 52</b>	Fall 2023	Fall 2022	Bond 2018
<b>Sonal Bhuchar ES (ES 53)</b>	Fall 2023	Fall 2021	Bond 2018
<b>Almeta Crawford HS (HS 12)</b>	Fall 2023	Fall 2022	Bond 2018
<b>New Elementary in Northwest ES 54</b>	Fall 2025	Fall 2023	Future Bond
<b>New Elementary in Sienna ES 55</b>	Fall 2025	Fall 2023	Future Bond
<b>New Middle School in southeast MS 16</b>	Fall 2025	Fall 2023	Future Bond
<b>New Elementary in Sienna ES 56</b>	Fall 2027	Fall 2024	Future Bond
<b>New Elementary in Parks Edge TBD</b>	TBD	TBD	Future Bond
<b>New Elementary in Southeast TBD</b>	TBD	TBD	Future Bond

## Opening Fall 2023



Sonal Bhuchar ES  
5503 Thompsons Ferry Road,  
Missouri City, TX 77459



ES 52  
1300 Heritage Park Dr.  
Missouri City, 77459



Almeta Crawford HS  
801 Caldwell Ranch Blvd.,  
Rosharon, TX 77583

*The best is yet to come...*



**Questions?**